



CE Report UK CA
EN62368-1 BS EN 62368-1



RoHS



FEATURES

- Universal 85- 264VAC or 120- 370VDC Input voltage
- Accepts AC or DC input (dual-use of same terminal)
- Operating ambient temperature range: -40°C to +70°C
- The efficiency is up to 94.5%
- High I/O isolation test voltage up to 3000VAC
- DC OK function
- Active PFC, PF > 0.99
- Low ripple & noise
- Output short circuit, over-current, over-voltage, over-temperature protection, input undervoltage protection
- DIN rail TS-35/7.5 or 15 mountable
- Ultra slim design with 48mm width
- Withstand 305VAC input voltage 5S
- Safety according to IEC/UL62368, EN61558

LIF480-10BxxR2 is Mornsun AC-DC converter series featuring a cost-effective, energy efficient green power supply solution for standard DIN-rail mounting. The products offer a high level of stability and immunity to noise for industrial control equipment, machinery, and other industrial equipment in a variety of harsh environments. These light weight AC-DC converters have an extremely compact design and the standard rail installation for space saving. With good EMC performance, compliant with international IEC/EN/UL/BS EN 62368, UL61010, IS13252 (Part1), EN61558 standards for EMC and safety.

Selection Guide

Certification	Part No.*	Output Power (W)*	Nominal Output Voltage and Current (Vo/Io)	Output Voltage Adjustable Range(V)	Efficiency at 230VAC (%) Typ.	Max. Capacitive Load (µF)
EN/BIS	LIF480-10B24R2	480	24V/20A	24-28	94.5	20000
	LIF480-10B48R2		48V/10A	48-55		10000

Note: 1. *Use suffix "QQ" for double-faced conformal coating;

2. *Under any conditions, the total power of the product should not exceed the 480W rated power, and the output current cannot exceed the rated output current.

Input Specifications

Item	Operating Conditions	Min.	Typ.	Max.	Unit
Input Voltage Range	Rated input (Certified voltage)	100	--	240	VAC
	AC input	85	--	264	
	DC input	120	--	370	VDC
Input Voltage Frequency		47	--	63	Hz
Input Current	115VAC	--	--	5.5	A
	230VAC	--	--	2.5	
Inrush Current	115VAC	--	--	35	
	230VAC			35	
Power Factor	115VAC	0.99	--	--	--
	230VAC	0.99	--	--	
Leakage Current	240VAC	<0.8mA			
Hot Plug		Unavailable			
Input Under-voltage Protection	Protection start (Input voltage drops from high to low)	--	60	--	VAC
	Protection release (Input voltage rises from low to high)	--	75	--	

Output Specifications

Item	Operating Conditions		Min.	Typ.	Max.	Unit
Output Voltage Accuracy	Full load range		--	±1.0	--	%
Line Regulation	Rated load		--	±0.5	--	
Load Regulation	0% - 100% load		--	±1.0	--	
Ripple & Noise*	20MHz bandwidth (peak-to-peak value)	24V	--	--	50	mV
		48V	--	--	70	
Temperature Coefficient			--	±0.03	--	%/°C
Minimum Load			0	--	--	%
Hold-up Time			16	22	--	ms
DC OK Signal			30VDC/1A Max.			
Short Circuit Protection	Recovery time 10s after the short circuit disappear.		Hiccup mode, constant current works 1s, turn off 10s, continuous, self-recovery			
Over-current Protection	230VAC, rated load		150% Io (Typ.), the output turned off after working continuously for 1s, self-recovery			
Over-voltage Protection	24V		29-35V (Output voltage hiccup)			
	48V		56-60V (Output voltage hiccup)			
Over-temperature Protection*	230VAC, 100% Io	Over-temperature protection start	--	--	90	°C
		Over-temperature protection release	60	--	--	

Note: 1. *The "Tip and barrel method" is used for ripple and noise test, output parallel 47uF electrolytic capacitor and 0.1uF ceramic capacitor, please refer to Enclosed Switching Power Supply Application Notes for specific information;
2. *Over-temperature Protection: Output voltage turn off, self-recovery after the temperature drops.

General Specifications

Item	Operating Conditions		Min.	Typ.	Max.	Unit
Isolation Test	Input - ⊕	Electric strength test for 1min., leakage current <10mA	2000	--	--	VAC
	Input - output		3000	--	--	
	Output - ⊕		500	--	--	
Insulation Resistance	Input - ⊕	At 500VDC	100	--	--	MΩ
	Input - output		100	--	--	
	Output - ⊕		100	--	--	
Operating Temperature			-40	--	+70	°C
Storage Temperature			-40	--	+85	
Storage Humidity	Non-condensing		10	--	95	%RH
Operating Humidity			20	--	90	
Switching Frequency			--	--	--	kHz
Power Derating	Operating temperature derating	+50°C to +70°C	2.5	--	--	%/°C
	Input voltage derating	85VAC - 100VAC	1.0	--	--	%/VAC
Safety Standard			IS13252 (Part1) safety approved & EN62368-1, BS EN 62368-1 (Report); Design refer to UL61010-1, UL61010-2-201, IEC/UL62368-1, EN61558-1, EN61558-2-16			
Safety Class			CLASS I			
MTBF	MIL-HDBK-217F@25°C		>300,000 h			

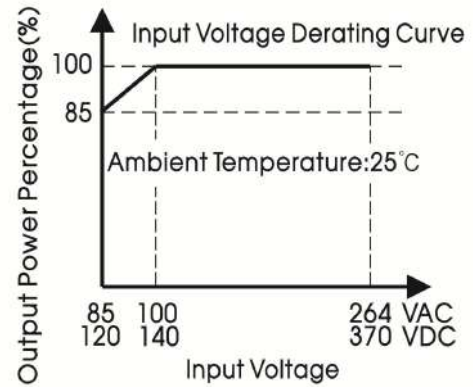
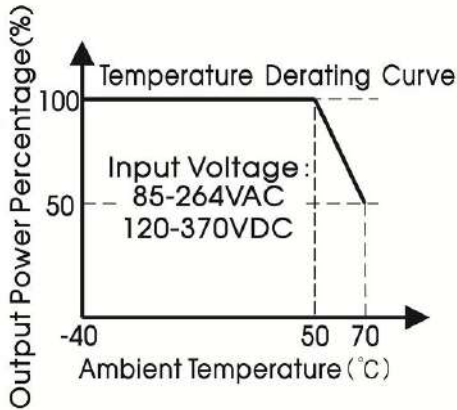
Mechanical Specifications

Case Material	Metal (AL1100, SPCC) and Plastic (PC940)
Dimensions	131.50 x 48.00 x 125.00 mm
Weight	980g (Typ.)
Cooling Method	Free air convection

Electromagnetic Compatibility (EMC)

Emissions	CE	CISPR32/EN55032	CLASS B	
	RE	CISPR32/EN55032	CLASS B	
	Harmonic current	IEC/EN 61000-3-2	CLASS A and CLASS D	
Immunity	ESD	IEC/EN 61000-4-2	Contact ±8KV/Air ±15KV	perf. Criteria A
	RS	IEC/EN 61000-4-3	10V/m	perf. Criteria A
	EFT	IEC/EN 61000-4-4	±4KV	perf. Criteria A
	Surge	IEC/EN 61000-4-5	line to line ±2KV/line to ground ±4KV	perf. Criteria A
	CS	IEC/EN61000-4-6	10 Vr.m.s	perf. Criteria A
	Voltage dips, short interruptions and voltage variations immunity	IEC/EN61000-4-11	0%, 70%	perf. Criteria A

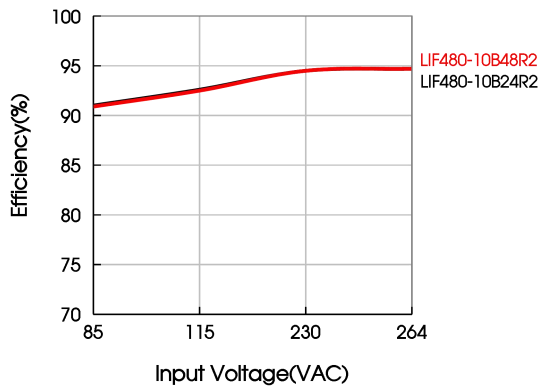
Product Characteristic Curve



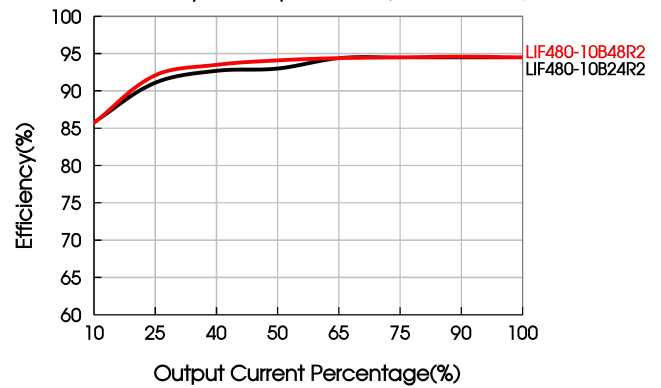
Note: 1. With an AC input voltage between 85 -100VAC and a DC input between 120-140VDC the output power must be derated as per the temperature derating curves;

2. This product is suitable for applications using natural air cooling; for applications in closed environment please consult Mornsun FAE.

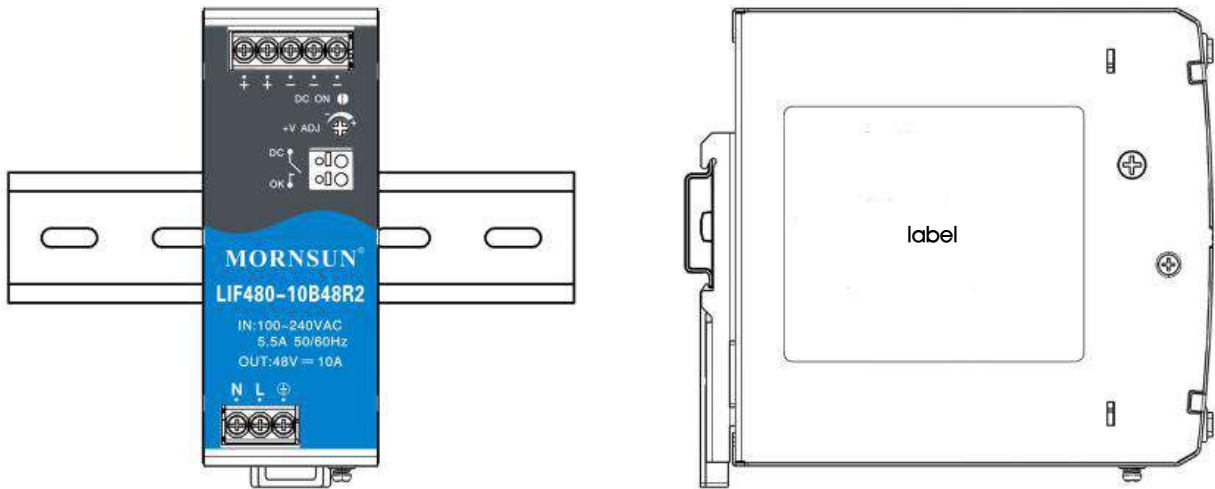
Efficiency Vs Input Voltage (Full Load)



Efficiency Vs Output Load (Vin=230VAC)



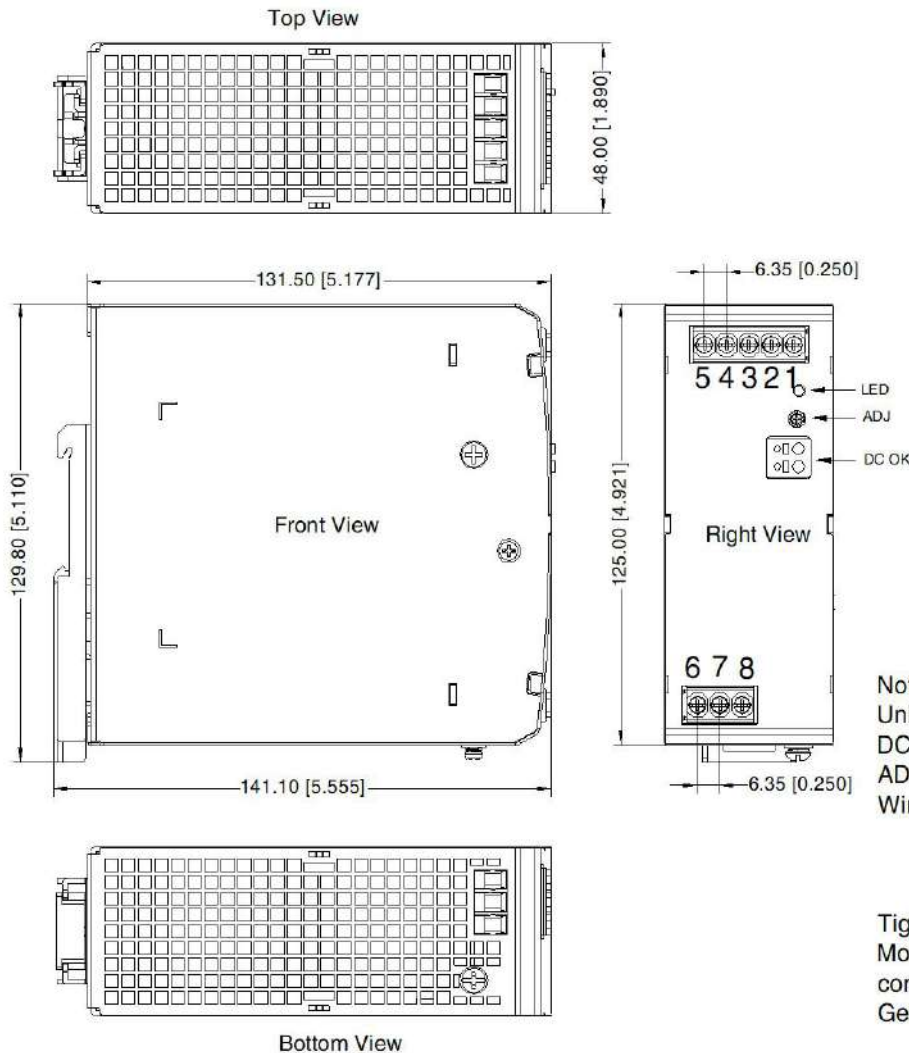
Installation Diagram



Note: Keep the following installation clearances: 20mm on top, 20mm on the bottom, 5mm on the left and right sides are recommended when the device works above 240W for a long time. Increase this clearance to 15mm in case the adjacent device is a heat source (e.g. another power supply).

Dimensions and Recommended Layout

THIRD ANGLE PROJECTION




Pin-Out	
Pin	Mark
1	-Vo
2	-Vo
3	-Vo
4	+Vo
5	+Vo
6	AC(N)
7	AC(L)
8	

Note:
Unit: mm[inch]
DC ON: Output status indicator LED
ADJ: Output adjustable resistor
Wire range: Input: 20-10 AWG
Output: 24V: 14-10AWG
48V: 18-10AWG
DC OK: 24-16AWG
Tightening torque: Max 0.79 N·m
Mounting rail: TS35, rail needs to connect safety ground
General tolerances: ± 1.00[± 0.039]



WARNING Risk of electrical shock, fire, personal injury or death:

AVERTISSEMENT AVERTISSEMENT Risque de choc électrique, d'incendie, de blessures corporelles ou de décès :

1. Do not use the power supply without proper grounding (Protective Earth). Use the terminal on the input block for earth connection and not one of the screws on the housing;
N'utilisez pas l'alimentation électrique sans mise à la terre appropriée (Terre protectrice). Utilisez le terminal sur le bloc d'entrée pour la connexion terrestre et non pas une des vis sur le boîtier;
2. Turn power off before working on the device, protect against inadvertent re-powering;
Éteignez l'alimentation avant de travailler sur l'appareil, protégez-vous contre la réenergisation accidentelle;
3. Make sure that the wiring is correct by following all local and national codes;
Assurez-vous que le câblage est correct en suivant tous les codes locaux et nationaux;
4. Do not modify or repair the unit;
Ne modifiez pas ou ne réparez pas l'appareil;
5. Do not open the unit as high voltages are present inside;
Ne modifiez pas ou ne réparez pas l'appareil;
6. Use caution to prevent any foreign objects from entering the housing;
Faire preuve de prudence pour empêcher les objets étrangers d'entrer dans le logement;
7. Do not use in wet locations or in areas where moisture or condensation can be expected;
Faire preuve de prudence pour empêcher les objets étrangers d'entrer dans le logement;
8. Do not touch during power-on, and immediately after power-off, hot surfaces may cause burns; 
Ne touchez pas pendant l'alimentation et, immédiatement après l'alimentation, les surfaces chaudes peuvent causer des brûlures.
9. For ambient temperature $\leq 60^{\circ}\text{C}$, use $\geq 90^{\circ}\text{C}$ - copper wire only; for ambient temperature $>60^{\circ}\text{C}$ to 85°C , use $\geq 105^{\circ}\text{C}$ - copper wire only;
Température ambiante $\leq 60^{\circ}\text{C}$, utiliser $\geq 90^{\circ}\text{C}$ - seulement fils de cuivre; Température ambiante $>60^{\circ}\text{C}$ et 85°C , utiliser $\geq 105^{\circ}\text{C}$ - seulement fils de cuivre; Uniquement pour l'utilisation de fils de cuivre d'une résistance d'isolation minimale de 300V (d'entrée) et 60V (de sortie).

Note:

1. For additional information on Product Packaging please refer to www.mornsun-power.com, Packaging bag number: 58220210;
2. Unless otherwise specified, parameters in this datasheet were measured under the conditions of $T_a=25^{\circ}\text{C}$, humidity $<75\%$ RH with nominal input voltage and rated output load;
3. The room temperature derating of $5^{\circ}\text{C}/1000\text{m}$ is needed for operating altitude greater than 2000m;
4. All index testing methods in this datasheet are based on our company corporate standards;
5. In order to improve the efficiency at high input voltage, there will be audible noise generated, but it does not affect product performance and reliability;
6. We can provide product customization service, please contact our technicians directly for specific information;
7. Products are related to laws and regulations: see "Features" and "EMC";
8. The out case needs to be connected to the earth (\oplus) of system when the terminal equipment in operating;
9. Our products shall be classified according to ISO14001 and related environmental laws and regulations, and shall be handled by qualified units.

Mornsun Guangzhou Science & Technology Co., Ltd.

Address: No. 8 Nanyun 4th Road, Huangpu District, Guangzhou, China

Tel: 86-20-38601850

Fax: 86-20-38601272

E-mail: info@mornsun.cn

www.mornsun-power.com