

10W, AC-DC converter



CE Report
EN62368-1
EN61558-2-16
EN60335-1



BS EN 62368-1



IEC62368-1



FEATURES

- Ultra-wide 85 - 305VAC and 100 - 430VDC input voltage range
- Operating ambient temperature range: -40°C to +85°C
- Up to 85% efficiency
- No-load power consumption < 0.1W
- 5000m altitude application
- EMI performance meets CISPR32/EN55032 CLASS B, EN55014
- Design to meet UL62368/IEC/EN60601-1/ANSI/AAMI ES60601-1 standards (2xMOPP)

LD10-23BxxR2-M series AC-DC converters is one of Mornsun's new generation compact size power converter. It features ultra-wide AC input and at the same time accepts DC input voltage, low power consumption, low ripple & noise, high efficiency, high reliability, reinforced isolation. It offers good EMC performance compliant to IEC/EN61000-4 and CISPR32/EN55032 and meets IEC/EN/UL62368/EN60335/EN61558/IEC/EN60601-1/ANSI/AAMI ES60601-1 standards. The converters are widely used in industrial, power, medical treatment, home appliances, instrumentation, communication and civil applications. For extremely harsh EMC environment, we recommend using the application circuit show in Design Reference of this datasheet.

Selection Guide

Certification	Part No.	Output Power	Peak Power	Nominal Output Voltage and Current (Vo/Io)	Peak Current	Efficiency at 230VAC (%) Typ.	Capacitive Load (uF) Max.
EN/IEC	LD10-23B03R2-M	10W	13.2W	3.3V/3000mA	4000mA	82	6600
	LD10-23B05R2-M		15W	5V/2000mA	3000mA	85	5000
	LD10-23B09R2-M			9V/1100mA	1670mA	84	3000
	LD10-23B12R2-M			12V/830mA	1250mA	85	2000
	LD10-23B15R2-M			15V/660mA	1000mA	85	1500
	LD10-23B24R2-M			24V/410mA	625mA	86	680

Note: The product picture is for reference only. For details, please refer to the actual product.

Input Specifications

Item	Operating Conditions	Min.	Typ.	Max.	Unit
Input Voltage Range	AC input	85	--	305	VAC
	DC input	100	--	430	VDC
Input Frequency		47	--	63	Hz
Input Current	115VAC	--	--	0.45	A
	230VAC	--	--	0.3	
Inrush Current	230VAC	--	60	--	
Leakage Current	277VAC/50Hz	0.1mA RMS Max.			
Built In Fuse		2A/300V, slow-blow			
Hot Plug		Unavailable			

Output Specifications

Item	Operating Conditions	Min.	Typ.	Max.	Unit	
Output Voltage Accuracy		--	±2	--	%	
Line Regulation	Full load	--	±0.5	--		
Load Regulation	0%-100% load	--	±1	--		
Ripple & Noise*	20MHz bandwidth (peak-to-peak value)		--	70	120	mV
Stand-by Power Consumption	230VAC	3.3/5/9/12/15V	--	--	0.10	W
		24V	--	--	0.12	
Temperature Coefficient		--	±0.02	--	%/°C	
Short Circuit Protection		Hiccup, continuous, self-recover				
Over-current Protection		≥110%Io, self-recover				

Over-voltage Protection	3.3/5V	≤7.5VDC (Output voltage clamp or hiccup)			
	9V	≤15VDC (Output voltage clamp or hiccup)			
	12/15V	≤20VDC (Output voltage clamp or hiccup)			
	24V	≤30VDC (Output voltage clamp or hiccup)			
Minimum Load		0	--	--	%
Hold-up Time	115VAC	--	10	--	ms
	230VAC	--	55	--	

Note: *The "Tip and barrel method" is used for ripple and noise test, output parallel 10uF electrolytic capacitor and 1uF ceramic capacitor, please refer to AC-DC Converter Application Notes for specific information.

General Specifications

Item	Operating Conditions		Min.	Typ.	Max.	Unit
Isolation	Input-Output	Electric Strength Test for 1min., leakage current <5mA	4000	--	--	VAC
Insulation Resistance	Input - output	At 500VDC	100	--	--	MΩ
Operating Temperature			-40	--	+85	°C
Storage Temperature			-40	--	+85	
Storage Humidity			--	--	95	%RH
Soldering Temperature	Wave-soldering		260 ± 5°C; time: 5 - 10s			
	Manual-welding		360 ± 10°C; time: 3 - 5s			
Switching Frequency			--	65	--	kHz
Power Derating	+50°C to +70°C	3.3/5V	3.00	--	--	% / °C
	+55°C to +70°C	9/12/15/24V	2.67	--	--	
	+70°C to +85°C		0.66	--	--	
	85VAC - 100VAC		1.33	--	--	% / VAC
	277VAC - 305VAC		0.71	--	--	
2000 - 5000m		0.67	--	--	% / Km	
Safety Standard			IEC/EN/BS EN62368-1, EN61558-2-16, EN60335-1 Safety Approval; Design refer to IEC/EN60601-1/ANSI/AAMI ES60601-1, UL62368-1			
Safety Class			CLASS II			
MTBF			MIL-HDBK-217F@25°C > 3200,000 h			
Designed Life	230VAC	Ta: 25°C 100% load	> 130x10 ³ h			
		Ta: 55°C 100% load	> 27x10 ³ h			

Mechanical Specifications

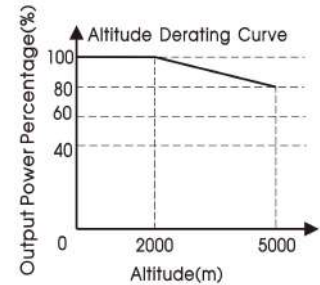
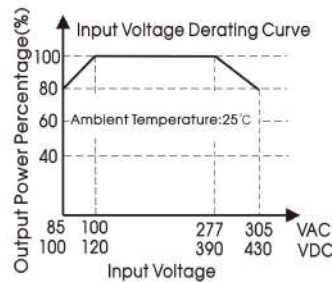
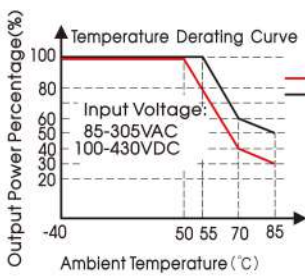
Case Material	Black plastic, flame-retardant and heat-resistant (UL94V-0)
Dimension	47.60 x 26.80 x 23.50 mm
Weight	48g (Typ.)
Cooling method	Free air convection

Electromagnetic Compatibility (EMC)

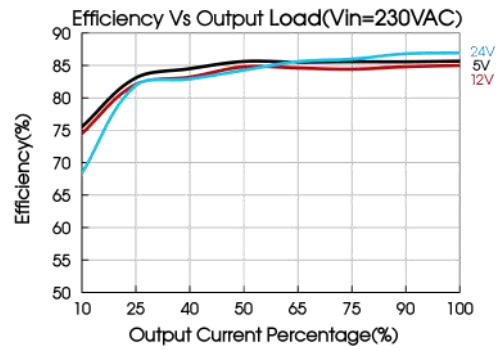
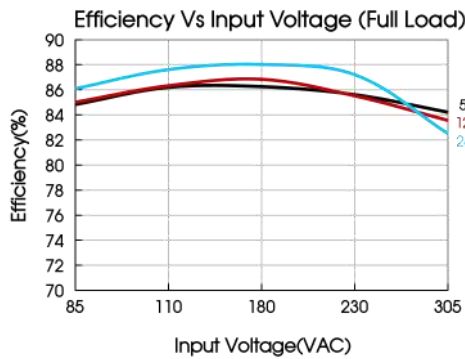
Emissions	CE	CISPR32/EN55032 CLASS B	
		CISPR11/EN55011 CLASS B	
		EN55014-1	
	RE	CISPR32/EN55032 CLASS B	
		CISPR11/EN55011 CLASS B	
		EN55014-1	
Immunity	ESD	IEC/EN 61000-4-2 Contact ±8KV	perf. Criteria B
		IEC/EN55014-2	perf. Criteria B

RS	IEC/EN61000-4-3	10V/m	perf. Criteria A
	IEC/EN55014-2		perf. Criteria A
EFT	IEC/EN61000-4-4	±2KV	perf. Criteria B
	IEC/EN61000-4-4	±4KV (See Fig.1 for typical application circuit)	perf. Criteria B
	IEC/EN55014-2		perf. Criteria B
Surge	IEC/EN61000-4-5	line to line ±1KV	perf. Criteria B
	IEC/EN61000-4-5	line to line ±2KV (See Fig.1 for typical application circuit)	perf. Criteria B
	IEC/EN55014-2		perf. Criteria B
CS	IEC/EN61000-4-6	10Vr.m.s	perf. Criteria A
	IEC/EN55014-2		perf. Criteria A
Voltage dip, short interruption and voltage variation	IEC/EN61000-4-11	0%, 70%	perf. Criteria B
	IEC/EN55014-2		perf. Criteria B

Product Characteristic Curve



- Note: ① The product takes peak power (15W) as the starting point for derating.
 ② With an AC input between 85-100V/277-305VAC and a DC input between 100-120V/390-430VDC, the output power must be derated as per temperature derating curves;
 ③ This product is suitable for applications using natural air cooling; for applications in closed environment please consult Mornsun FAE.



Design Reference

1. Typical application

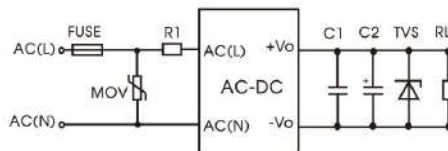


Fig. 1: Typical circuit diagram

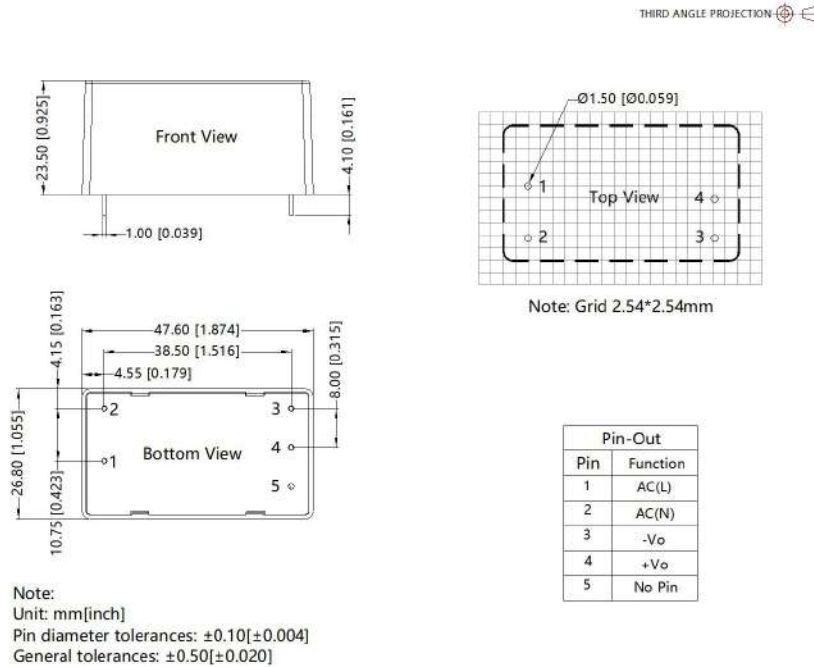
Part No.	FUSE	MOV	R1	C1	C2	TVS
LD10-23B03R2-M	3.15A/300V, slow-blow, required	S14K350	6.8Ω/3W (wire-wound resistor, required)	1uF/50V	220uF/16V	SMBJ7.0A
LD10-23B05R2-M					220uF/16V	SMBJ7.0A
LD10-23B09R2-M					100uF/25V	SMBJ12A
LD10-23B12R2-M					100uF/25V	SMBJ20A
LD10-23B15R2-M					100uF/25V	SMBJ20A
LD10-23B24R2-M					100uF/35V	SMBJ30A

Output Filter Components:

We recommend using an electrolytic capacitor with high frequency, and low ESR rating for C2 (refer to manufacture's datasheet). Choose a capacitor voltage rating with at least 20% margin, in other words not exceeding 80%. C1 is a ceramic capacitor used for filtering high-frequency noise and TVS is a recommended suppressor diode to protect the application in case of a converter failure.

2. For additional information please refer to application notes on www.mornsun-power.com.

Dimensions and Recommended Layout



Note:

- For additional information on Product Packaging please refer to www.mornsun-power.com. Packaging bag number: 58220011;
- If the product is not operated within the required load range, the product performance cannot be guaranteed to comply with all parameters in the datasheet;
- Unless otherwise specified, parameters in this datasheet were measured under the conditions of $T_a=25^\circ\text{C}$, humidity<75% with nominal input voltage and rated output load;
- All index testing methods in this datasheet are based on our company corporate standards;
- We can provide product customization service, please contact our technicians directly for specific information;
- Products are related to laws and regulations: see "Features" and "EMC";
- Our products shall be classified according to ISO14001 and related environmental laws and regulations, and shall be handled by qualified units.

Mornsun Guangzhou Science & Technology Co., Ltd.

Address: No. 8 Nanyun 4th Road, Huangpu District, Guangzhou, China

Tel: 86-20-38601850

Fax: 86-20-38601272

E-mail: info@mornsun.cn

www.mornsun-power.com