

ITECH TEST SOLUTION

Electric Vehicle





ITECH TEST SOLUTION

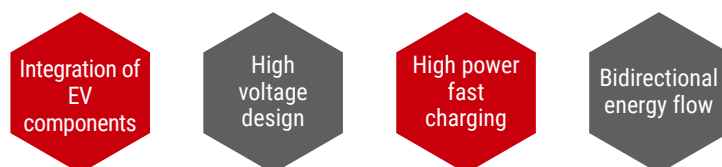
Electric Vehicle

The rise of the electric vehicle industry has brought a technological revolution in the automotive industry. With the new wave of electrification and intelligence, the electrical architecture of vehicles is moving from the traditional 300V/400Vdc to 800V/1000Vdc. High-voltage technology can significantly increase charging speed (from 14km/min to 34km/min for DC fast charging) and reduce vehicle weight. In addition, the development of electrified structures is driving technological innovations in high energy density batteries, high power charging equipment and drive systems.

In the future, with the fast development of V2G/V2V/V2H technologies, EV as a mobile energy storage device will play an important role in home energy management systems, micro-grids and smart grids. The AC-DC, DC-DC and DC-AC power conversion modules of EV are moving to bidirectional energy flow technologies. Engineers are challenged to build efficient test platforms for today's and tomorrow's test requirements.

ITECH provides test equipment and automated test solutions for testing AC and DC charging station, charging interfaces, powertrains, batteries and various automotive electronics devices of EV. Our solutions include battery test systems, charging equipment test and simulation system, battery simulators, grid simulators, bidirectional DC power supplies, regenerative AC/DC loads and related software., which largely saves your time and cost on research and test job.

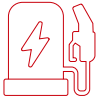
New trend of EV technologies



800 Volt system voltage

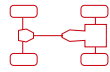
- Faster charging
- Higher continuous power
- Less weight
- Less volume

ITECH EV Test Solution



Charging station

- Test and simulation for AC/DC Charging piles
- Portable charging equipment test
- OBC/BOBC test
- DC-DC converter test
- Charging gun test
- Wireless charging device test



Powertrain

- Motor drive test
- E-axle test
- Motor test
- Start-stop motor test
- Fuel cell engine test



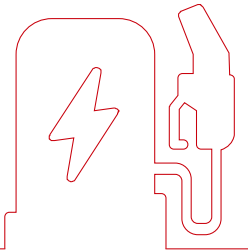
EV batteries

- Cell/battery module/ battery system test
- Fuel cell stack test



Recommended Models

| No. | DUT | Model | Advantages |
|-----|-----------------------------------|--|--|
| 1 | Cell/module/battery system | ITS5300 battery charge and discharge test system | Drive condition simulation, BMS communication, sampling rate up to 1ms, statistical analysis |
| 2 | Bidirectional DC charging modules | IT6000C bidirectional DC power supply IT7900EP/IT7900P grid simulator | High power density 2 in 1 unit - bidirectional power supply and regenerative load Max. 95% regenerative efficiency Current seamless switching Waveform programming Built-in power meter |
| 3 | BOBC/DC-DC | IT6600C/IT6000C bidirectional DC power supply IT-M3900C bidirectional DC power supply IT7900EP/IT7900P grid simulator IT8200 regenerative AC electronic load | Built-in regulation standard 100 curves Table, Program, LIST function Parameter editing online Fast dynamic response |
| 4 | PV charging station | IT6000C+SAS1000 PV simulator IT6600PV simulator | Built-in battery simulator mode CC/CV/CR/CP |
| 5 | Radio receivers | IT6600C/IT6000C+BSS2000 battery simulator | High power density Max.95% power regeneration Fuel cell test - low voltage, high current |
| 6 | Fuel cell system | IT8400 high performance electronic load IT8000 regenerative DC electronic load IT6600D/IT6000D high power programmable DC power supply IT-M3900D high performance DC power supply | Built-in battery simulator mode Automatic absorption of back EMF Built-in CAN/USB/LAN/digital IO and remote inhibit |
| 7 | Motor drive/Motor/E-axle | IT6600C/IT6000C bidirectional DC power supply | |



EV Test Solution - charging equipment

01 BOBC&DC-DC test(V2G,V2L,V2H...)



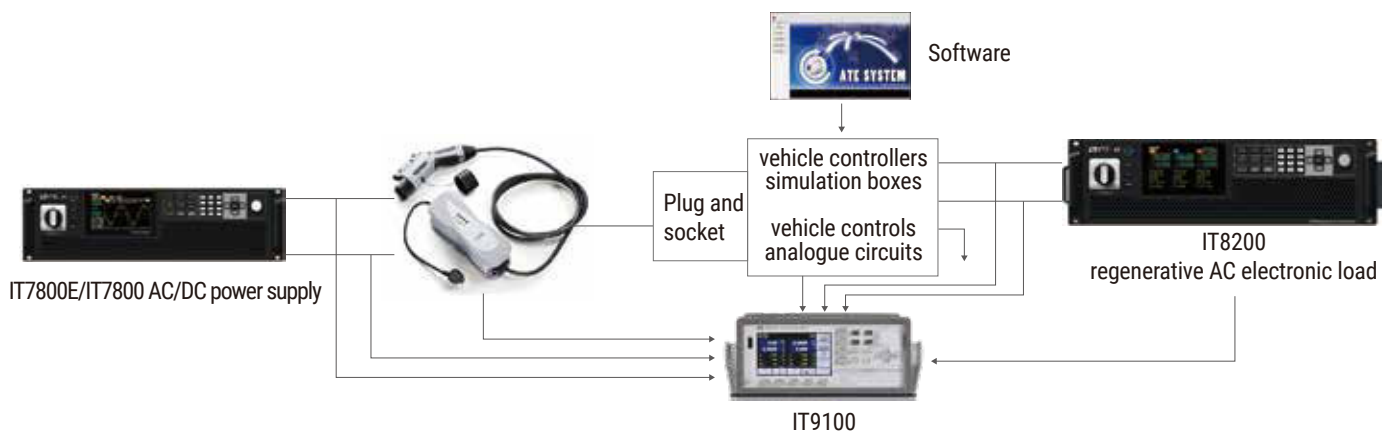
IT7900EP/IT7900P highlighted features

- 21kVA in 3U size, parallel up to 1MVA+
- With pure AC load function, simulating inductive/capacitive/resistive loads
- Simulate various power line disturbance waveform
- Up to 50th order harmonic simulation and measurement function
- Graphical/data /trend display, make test results visible at a glance

IT-M3900C bidirectional DC power supply

- Ultra-compact design, 6kW in 1U size, max 16 units can be connected in parallel
- Integrate source and sink function, current seamless switching, up to 95% regenerative efficiency
- Source mode: CC/CV/CP, Sink mode: CC/CV/CR/CP
- Fast dynamic response: less than 2ms

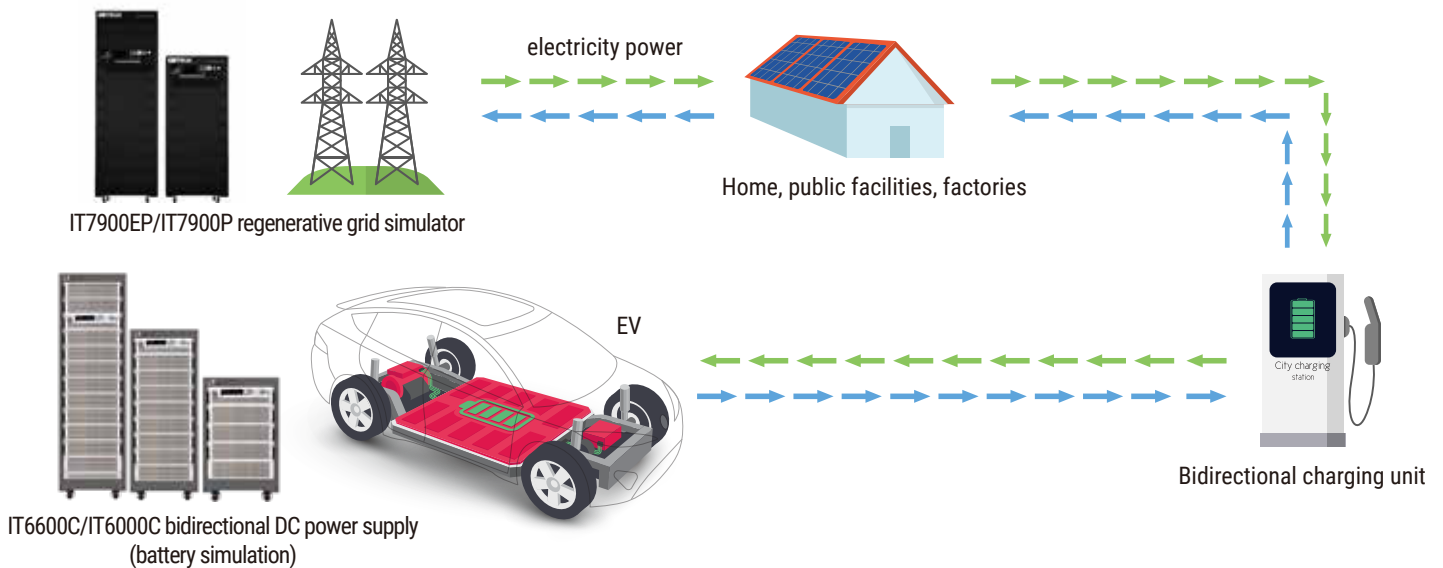
02 Wall-mounted AC charging unit/portable charging unit test



Highlighted features

- High power density, 21kVA in 3U size
- Adopts optical fiber parallel technology, no loss of performance after parallel extension
- Touch screen, simulating power grid voltage deviation, frequency deviation, harmonic injection, etc
- Regenerative AC load with max.95% feedback efficiency
- Various operation mode:CC/CR/CP,etc and adjustable PF&CF
- Touch screen, support graphical/meter display mode
- Built-in CAN/LAN/USB, supporting CANOpen/SCPI kprotocol

03 Bidirectional DC charging pile test



Highlighted features

Highlighted features---IT7900EP/IT7900P

- Meet the testing requirements of V2G/V2L/V2H test
- IT7900EP/IT7900P is a full 4-quadrant regenerative grid simulator that can be used as both a grid simulator and an AC load
- Various working mode under AC load status: CC/CP/CR/RLC,etc
- Four output modes under grid simulator status: single-phase/three-phase/reverse
- Phase/multi-channel
- Rich waveform editing function, simulating power line disturbance waveforms

Highlighted features---IT6600C/IT6000C

- Bidirectional DC power supply, regenerative efficiency up to 95%
- 42kW in 3U size, wide voltage and power range up to 2250V/10MW
- Can be used as a battery simulator with seamless current switching
- Equipped with optional BSS2000 battery simulation software which built in 8 types of batteries curves, such as LFT/LNMCO
- Built-in CAN/LAN/USB, CANOpen/SCPI protocol are available



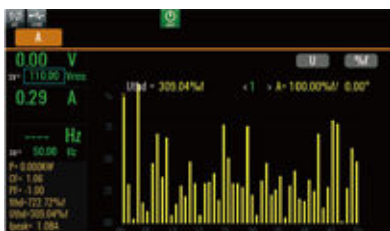
Menu



Graphical display mode



List mode



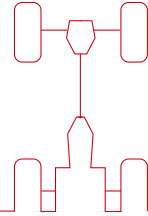
Harmonic analysis



Harmonic simulation



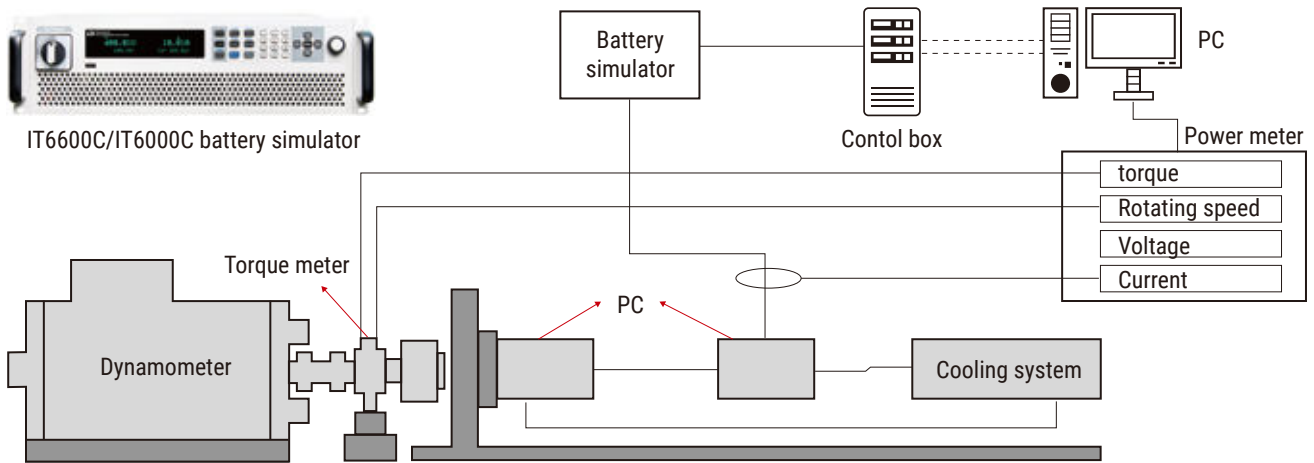
User-defined waveform



EV Test Solution - Powertrain

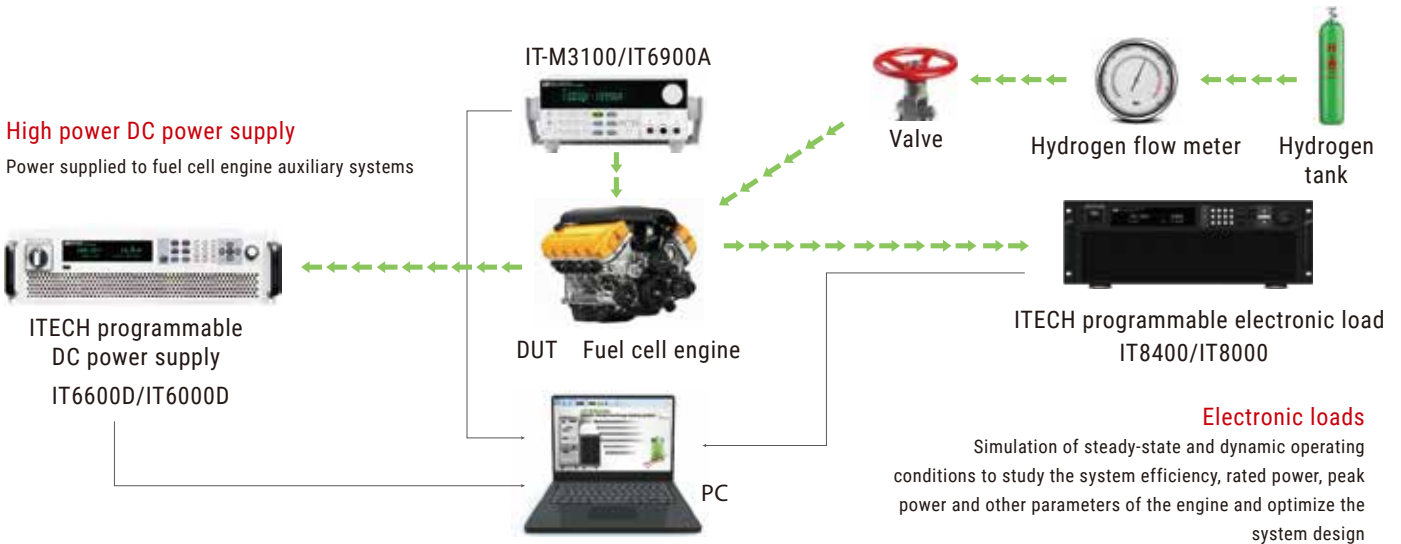
01 E-axle test

ITECH brings fast dynamic response (<2ms) and high power battery simulation solutions for EV powertrain. An integrated source&load unit can automatically absorb the motor's back EMF and protect the DUT. Thanks to the high power density and modular design, ITECH test instruments can be freely connected in parallel to achieve MW level test. In addition, They have built-in CAN, CANOpen protocol, communication baud rate up to 1000K.



02 Fuel cell engine testing

ITECH power supply and electronic load are programmable to simulate drive conditions including steady-state, acceleration and driving under different road conditions. They can meet the diverse testing requirements of high voltage and high power fuel stacks as well as low voltage and high current discharging. The standard size and high power density design are good for rack-mount into 19" cabinets. They provide CAN/LAN/USB interfaces. For secondary development, ITECH provides CANOpen protocol in dbc format.



03 Wireless charging device testing

Primary side transmitter input characteristics test



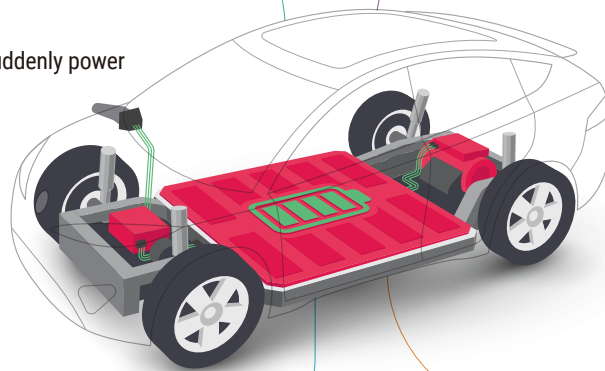
IT7800E/IT7800 programmable AC/DC power supply

- Max. power - 1MVA+
- Max. voltage - 350V L-N
- Frequency - 16-2400Hz
- List, STEP mode to simulate suddenly power off,surge,rise and fall



IT8400 programmable electronic load

- Power - 6kW-600kW
- Voltage - 600/1200V
- Working mode - CC/CR/CV/CP/CV+CC/CV+CR/CR+CC/CP+CC
- List/dynamic mode



IT9100 power analyzer

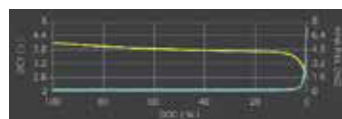
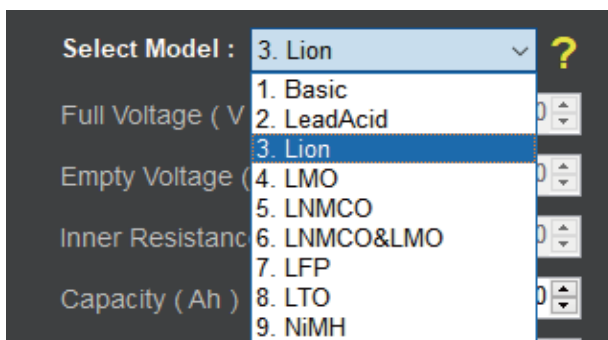
- Input - 1000Vrms/50A/rms
- Function - Measure/oscilloscope/integration/THD



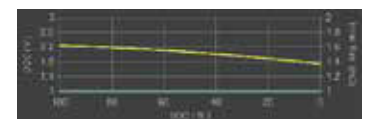
IT6600C/IT6000C+BSS2000

- Power - 5kW-10MW+
- Voltage - 80/300/500/800/1500V/2250V
- Function - Built-in battery models, user-defined battery models, Matlab file import

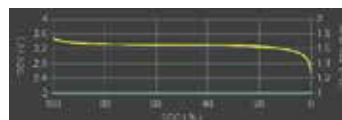
Battery simulation software BSS2000 Pro



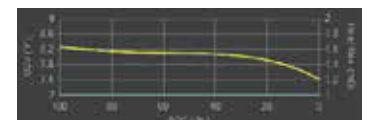
Lithium-ion battery



Lead-acid battery

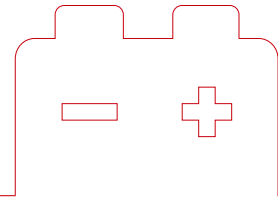


LFP



NiMH battery

- Built-in battery characteristic curves
- Curves generated by mathematical model of batteries
- SOC settable
- User-defined battery characteristic curves
- .mat files can be imported
- Real-time data display and saving



Power battery test solution

01 BEV battery test

Modular design

- Can be integrated with temperature logger, internal resistance analyzer and temperature chamber
- Connection in parallel between channels to extend higher power
- High power density, MW power can be reached
- High power density design, providing up to MW class battery testing solutions

Multiple test steps

- CC/CV/CP/CR/Pulse
- Driving simulation under real road conditions
- Goto and loop function
- Bms communication, support .Dbc file import
- Statistical analysis and data reporting
- Fast sampling, up to 1ms

Full protection

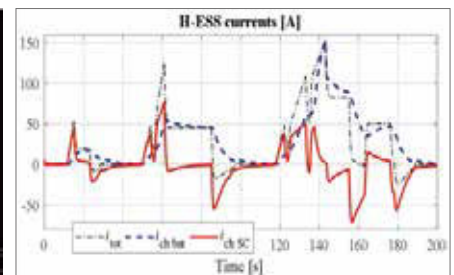
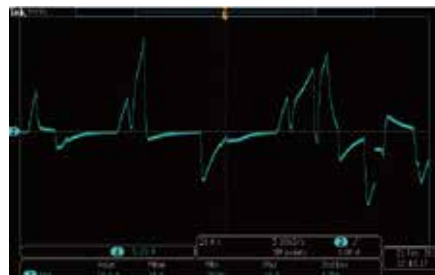

- Anti-crash after power failure
- Anti-reverse connection and anti-sparking
- Emergency stop
- Power abnormal protection
- Overcharge/overdischarge/overtemperature protection

Bidirectional with current seamless switching, regenerative

- Both source and sink, regeneration efficiency is up to 95%max.
- -90%~90% current, less than 2ms of switching

Test item

- Battery capacity/energy test
- Battery life test (dynamic and static)
- SOC verification
- Overcharge and over discharge rate test
- Charge and discharge efficiency test
- Road condition simulation test
- Battery temperature characteristic test
- Hybrid pulse power characteristic test
- BMS interactive test



02 FCEV battery test solution

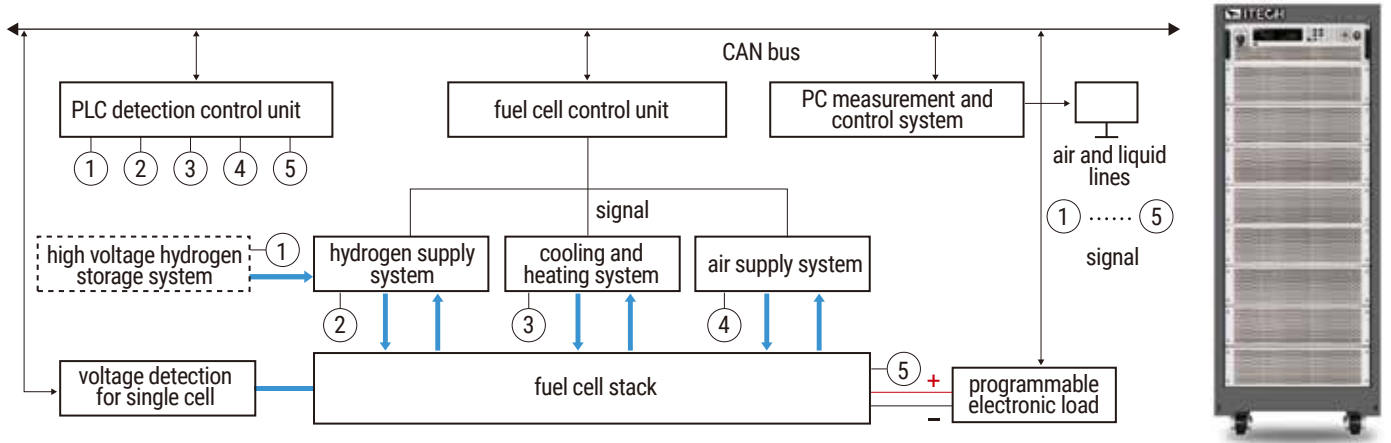
Recommended Models



IT8400
high power DC electronic load



IT8000
regenerative DC electronic load

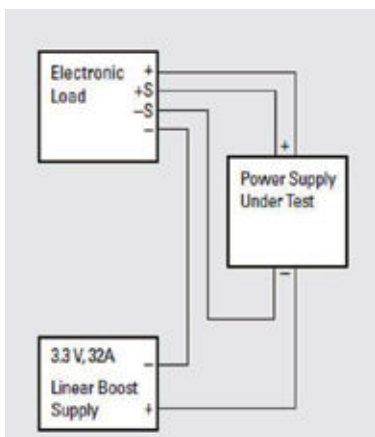


Highlighted advantages

- Low IR, well perform the test of fuel cell (low voltage,high current)
- Built-in CAN/LAN/USB, provide CANOpen protocol, easy for integration
- Double overpower load capacity test (IT8400 series)
- High precision measurement, support CC/CV/CP/CR and compound loading modes

03 0V loading test solution of fuel cell

Test solution



| Configure | Tips |
|---|--|
| high voltage power supply (ITM3900D/IT6700H) | choose the power supplies with low voltage but high current choose the power supplies with low noise |
| electronic load (IT88/IT8900) | choose the electronic loads with low resistance choose the electronic loads whose power are higher than DUT plus auxiliary power |



IT-M3900D DC power supply (low voltage with high current)



IT-M3800 regenerative DC electronic load

ITECH ELECTRONIC CO.,LTD.

Taipei

Add: No.918, Zhongzheng Rd., Zhonghe Dist., New Taipei City 235,
Taiwan

Web: www.itechate.com

TEL: +886-3-6684333

E-mail: info@itechate.com

Factory I

Add: No.108, XiShanqiao Nanlu, Nanjing city, 210039, China

TEL: +86-25-52415098

Web: www.itechate.com

Factory II

Add: No.150, Yaonanlu, Meishan Cun, Nanjing city, 210039, China

TEL: +86-25-52415099

Web: www.itechate.com

This information is subject to change without notice. For more information, please contact ITECH.



ITECH Web



ITECH Facebook



ITECH LinkedIn

